

# Local Market Update – January 2014

A RESEARCH TOOL PROVIDED BY THE MULTIPLE LISTING SERVICE OF HILTON HEAD ISLAND AND THE HILTON HEAD AREA ASSOCIATION OF REALTORS®



## 4: Wexford

**0.0%**

Change in  
New Listings

**- 100.0%**

Change in  
Closed Sales

**- 100.0%**

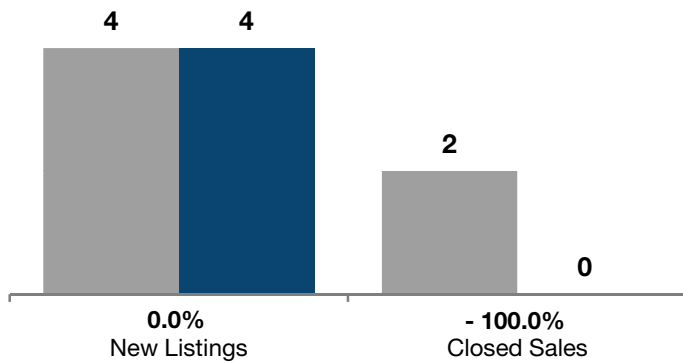
Change in  
Median Sales Price

	January			Year to Date		
	2013	2014	+ / -	2013	2014	+ / -
New Listings	4	4	0.0%	4	4	0.0%
Closed Sales	2	0	- 100.0%	2	0	- 100.0%
Median Sales Price*	\$1,287,500	\$0	- 100.0%	\$1,287,500	\$0	- 100.0%
Percent of List Price Received*	93.4%	0.0%	- 100.0%	93.4%	0.0%	- 100.0%
Days on Market Until Sale	269	0	- 100.0%	269	0	- 100.0%
Inventory of Homes for Sale	36	41	+ 13.9%	--	--	--

\* Does not account for seller concessions. | Activity for one month can sometimes look extreme due to small sample size.

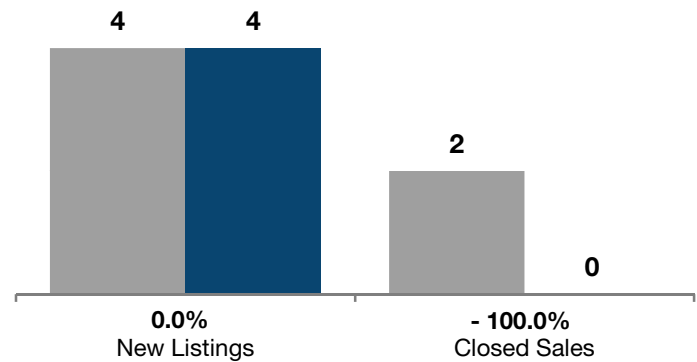
### January

■ 2013 ■ 2014



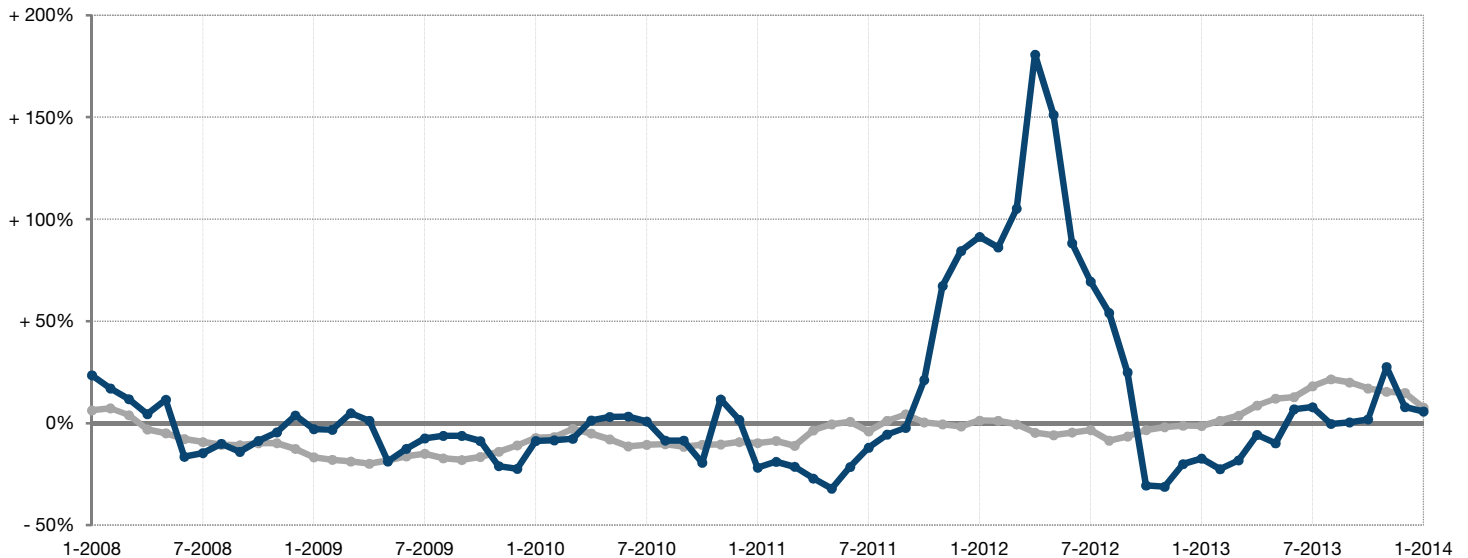
### Year to Date

■ 2013 ■ 2014



### Change in Median Sales Price from Prior Year (6-Month Average)\*\*

All MLS —  
4: Wexford —



\*\* Each dot represents the change in median sales price from the prior year using a 6-month weighted average. This means that each of the 6 months used in a dot are proportioned according to their share of sales during that period. | Data is Copyright © 2014 All Rights Reserved. MLS of Hilton Head Island. | Sponsored by South Carolina REALTORS®. | Powered by 10K Research and Marketing.